

GOLFMK7 | GOLFMK6 | GOLFMKV |

GOLFMKV

FORUM OPTIONS

PRIVATE MESSAGES

User CP  
MYGOLF garage


Timeslips  
Search

Members List  
Community

New Posts  
Quick Links

Welcome, **LateAPXR.** // [Log Out](#)  
Private Messages: Unread 0, Total 45.

VW GTI Forum / VW Rabbit Forum / VW R32 Forum / VW Golf Forum - Golfmkv.com > Technical Discussions > Cosmetic Mods (interior+exterior bodykits, CF kits, etc..)  
**Replace drivers side Grab handle**



Thread Tools Search this Thread Rate Thread

04-06-2009, 04:45 PM #1

wombat123

Passed Driver's Ed  
Drives: MKV Golf GT TDI 2.0 Ltr  
Join Date: Apr 2009  
Location: London UK  
Posts: 14

Replace drivers side Grab handle

Hi There,  
I pretty new to repairing and replacing parts on my car but can pretty much mend or repair anything if giving a few pointers so I'm wondering if someone can point me in the right direction of how to remove and replace the **door** grab **handle** for my 5dr MKV golf.  
It's the one with electric window controls for all 4 windows.  
The reason for doing this is purely cosmetic as my old one is scratched quite badly and I don't like it this way.  
Any pointers will be much appreciated

Attached Images



QUOTE

04-06-2009, 06:53 PM #2

JetTurbo



Drives: '06 GTi (US)

Quote:

Originally Posted by **wombat123**  
*Hi There,  
I pretty new to repairing and replacing parts on my car but can pretty much mend or repair anything if giving a few pointers so I'm wondering if someone can point me in the right direction of how to remove and replace the **door** grab **handle** for my 5dr MKV golf.  
It's the one with electric window controls for all 4 windows.  
The reason for doing this is purely cosmetic as my old one is scratched quite badly and I*

Join Date: Feb 2007  
Location: Cincinnati, OH USA  
Posts: 2,488


[View JetTurbo's Garage](#)

*don't like it this way.  
Any pointers will be much appreciated*

There are no fasteners holding that part in place - it is all trim clips. Pry along the edges with a trim tool. Here are some pics to assist.




pic of the clips holding it in place



another angle of the locating pins and clips holding it in place







2006 US Mk5 GTI .



07-26-2011, 12:35 AM

#3

**RoxanneIsMyFAST**

FIA GT Newbie  
🚗🚗🚗🚗🚗

Drives: 07 GTI  
Join Date: May 2011  
Location: Greensboro, NC  
Posts: 816

I know this thread is hella old.... I love the search box!!! Gonna do this tomorrow if I can find a smaller flat head screw driver.

For Trade: GTI front grille set for Wolfsburg or Jetta grille set  
For Trade: MRR GT7 Wheels 5x112 18x8.5 et 33 with Falken 215/40/18



07-26-2011, 08:57 AM

#4

**Rajini98**

🚗🚗🚗🚗🚗

Drives: 07 FSI  
Join Date: Jul 2010  
Location: NC  
Posts: 2,182

^^use a plastic trim tool or old credit card. metal on plastic would wreck it more than it already is. not to mention if its small enough to fit underneath, its small enough to punch a hole in it.



07-16-2012, 08:25 AM

#5

**ericlikeseatin**

Ronald McDonald



Drives: 2006 VW GTI  
 Join Date: Aug 2010  
 Location: Durham, NC  
 Posts: 60



i love reviving super old threads!

thanks guys, i will need to do this on my 2006 2-dr GTI. the years of use have not been kind to the soft touch material on the **door** grab.

does anyone know if this is the right color for the part needed for U.S. GTIs?

<http://www.ecstuning.com/Volkswagen-...Door/ES319911/>

'06 GTI w/ DSG on 18" OZ Racing-Sparco Pistas  
 koni fsd pro kit / vag-com'ed / euro-switch /  
 / NC legal tint / chrysler sebring antenna! / dash tray  
 /open fog light grills / ECS CF wing mirrors / smoked mirror indicators

*Last edited by ericlikeseatin; 07-16-2012 at 08:32 AM. Reason: added question*

**POST REPLY**

## Quick Reply

Message:




Options

☐ Quote message in reply?

☒ Show your signature

Post Quick Reply

Go Advanced

[« Previous Thread](#) | [Next Thread »](#)
**Posting Rules**

You **may** post new threads  
 You **may** post replies  
 You **may** post attachments  
 You **may** edit your posts

BB code is **On**  
 Smilies are **On**  
 [IMG] code is **On**  
 HTML code is **Off**

[Forum Rules](#)
**Forum Jump**

Cosmetic Mods (interior+exterior bodykits, CF kits, etc..)

Go

All times are GMT -4. The time now is 02:00 PM.

[Contact Us](#) - [VW GTI Forum](#) / [VW Rabbit Forum](#) / [VW R32 Forum](#) / [VW Golf Forum](#) - [Golfmkv.com](#) - [Archive](#) - [Top](#)

Powered by vBulletin® Version 3.8.0  
 Copyright ©2000 - 2013, Jelsoft Enterprises Ltd.