

GOLFMK7 | GOLFMK6 | GOLFMKV |

GOLFMKV

FORUM OPTIONS

PRIVATE MESSAGES

User CP  
MYGOLF garage


Timeslips  
Search

Members List  
Community

New Posts  
Quick Links

Welcome, **LateAPXR** !!!  
Your Notifications: 1

Log Out

 [VW GTI Forum](#) / [VW Rabbit Forum](#) / [VW R32 Forum](#) / [VW Golf Forum](#) - [Golfmkv.com](#) > [Technical Discussions](#) > [DIY + Maintenance + Tips/Tricks](#)

**Rear Wiper Blade Replacement**

 **Forge**  
MOTORSPORT

**REPLACEMENT SILICON HOSES**  
buy online at: [www.forgemotorsport.com](#)



Thread Tools

Search this Thread

Rate Thread

05-05-2009, 03:25 AM

#1

**bazzle**

Formula 5000  
Driver




Drives: 2008 R32  
Golf  
Join Date: Sep 2008  
Location: Melbourne, Australia  
Posts: 1,328

**Rear Wiper Blade Replacement**

The rubber insert is just a standard refill.  
Remove **wiper** arm by sliding centre cover to one side and removing from dowel.  
Squeeze **blade** slides together at one end and pull cap off.  
Repeat in centre (cap has a tang and slides off of centre clip) and other end .  
Cut new **blade** to length and slip slides into side grooves.  
Slide on end caps. (If loose or worn put a drop of glue on top of **wiper** rubber where cap sits)  
Clip on centre cap and slide cover on to cap.  
Replace on car.

**Bazzle**











05-06-2009, 12:24 PM

#2


**PyRo H4cKeR**Formula 5000 Champion  
Drives: 10 MK6 GTI 6MT  
Join Date: Apr 2008  
Location: Riverside, NJ  
Posts: 2,098

i've told people this before, there's no reason to go out and pay 30 bucks for new wipers from the dealer :0



05-19-2009, 02:45 PM

#3


**tom619**Drag Race Newbie  
Drives: 04' Golf Mk5 Tdi 105  
Join Date: Mar 2009  
Location: Leicestershire  
Posts: 51

does anyone now what size the refill is?



05-27-2009, 02:25 AM



#4

**Rollback50k**Yeshhhhhhhhhh  
Drives: TR MK5  
Join Date: May 2009  
Location: NY  
Posts: 1,451[View Rollback50k's Garage](#)

just got mine and it was only \$12.81 at the dealer

Follow me @mart88n

Quote:

Originally Posted by **phil**   
*I'd turn gay for you,* 




08-29-2010, 05:46 AM

#5


**ACDCFAN**

Passed Driver's Ed






Drives: MKV '07 TDI manual  
Join Date: Feb 2009  
Location: Perth, WA AU  
Posts: 14

Just replaced mine after 3 years and this was really helpful

*GO OIL BURNERS. PETROL CAR NEVER AGAIN*  
*GOLF V 2.0 TDI COMFORTLINE*

QUOTE




08-29-2010, 08:45 AM



#6

**4Motioner**

4Motion, baby!




Drives: -07 Golf V 2.0tdi 4Motion  
Join Date: Jun 2010  
Location: Finland  
Posts: 512

Did this a few weeks ago too with an off-the-shelf refill that I cut to length. Cost me around \$4 and 15mins of my time.

QUOTE




12-07-2011, 03:32 PM

#7

**nubpotato**

..



Drives: UG  
Join Date: Sep 2008  
Location: Richmond/BC  
Posts: 63

Thanks for the DIY! Costco had some Michelin Stealth blades on sale and decided to buy one to try this out. A little bit expensive than plain refills but I know these are quality blades since I've had them on my front window for a while. It also rains most of the year here, so I needed something reliable. Anyways, finished the swap in 15 mins. Verdict: AMAZING RESULTS, I don't remember the last time I've had such a clean wipe 🙌🙌

For anyone trying to do this: if you have trouble getting the end caps off the **blade**, just grab a pair of (fat nose) pliers. The caps will come right off with a firm tug. It took me a while to figure that out..

FIY: Factory rear **blade** is 13", but I would buy one slightly longer and cut it just to be safe.

http://www.golfmk5.com/forums/showthread.php?t=86980&highlight=wiper+blade

Page 5 of 7

Attached Images



POST REPLY

Quick Reply

Message:



Options

☐ Quote message in reply?

☒ Show your signature

Post Quick Reply

Go Advanced

[« Previous Thread](#) | [Next Thread »](#)

Posting Rules

You **may** post new threads

You **may** post replies

You **may** post attachments

You **may** edit your posts

BB code is **On**

Smilies are **On**

[IMG] code is **On**

HTML code is **Off**

[Forum Rules](#)

Forum Jump

DIY + Maintenance + Tips/Tricks

Go

All times are GMT -4. The time now is 09:47 PM.

[Contact Us](#) - [VW GTI Forum](#) / [VW Rabbit Forum](#) / [VW R32 Forum](#) / [VW Golf Forum - Golfmkv.com](#) - [Archive](#) - [Top](#)

Powered by vBulletin® Version 3.8.0  
Copyright ©2000 - 2012, Jelsoft Enterprises Ltd.

http://www.golfmk5.com/forums/showthread.php?t=86980&highlight=wiper+blade

Page 7 of 7