

GOLFMK7

GOLFMK6

GOLFMKV

FORUM OPTIONS

PRIVATE MESSAGES

User CP
MYGOLF garage

Timeslips
Search

Members List
Community

New Posts
Quick Links

Welcome, **LateAPXR.** Log Out

Private Messages: Unread 0, Total 45.

VW GTI Forum / VW Rabbit Forum / VW R32 Forum / VW Golf Forum - Golfmkv.com > Main Topics > Photo / Video / Media Gallery

So this is how it feels like....

Flash

POST REPLY

Page 1 of 2 1 2 >

Thread Tools Search this Thread Rate Thread

01-18-2013, 11:57 PM

#1

Jdl09gti

///Quickster



Drives: 2009 MkV GTI
Join Date: Mar 2012
Location: Santa Clarita
Posts: 110

So this is how it feels like....

To get your first major upgrade in the mail.

Yep. I just got them and here are some pictures:

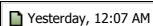






Like I mentioned above, this is my very first major upgrade (at least to me it is) I've ever done and I'm happy how everything turned out. ECS was able to ship mine very fast and customer service was great! I'm going to have this installed tomorrow by my trusty mechanic for a whooping \$150 w/ alignment! I will be posting before and after pics as soon as everything is ready to go!

Cheers! 🙌



#2

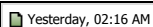
Go Kart Newbie



Drives: mkv rabbit 08
Join Date: Dec 2012
Location: chicago
Posts: 33



shoulda saved a bit more to get coils, that way you can adjust them up and down as you please, not just be stock in one height that those get you to.
but congrats, any help with stock wheel gap is helpful :)



#3

FIA World Rally Car Champion

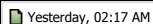


Drives: 07 GTI
Join Date: May 2011
Location: Greensboro, NC
Posts: 626



You probably should have saved for coils but either way your a little lower. Lets see some pics when you get them installed.

For Trade: GTI front grille set for Wolfsburg or Jetta grille set
For Trade: MRR GT7 Wheels 5x112 18x8.5 et 33 with Falken 215/40/18



#4

sv gravity 0



Drives: cw
Join Date: Aug 2009
Location: sfv, soca
Posts: 1,170



so that's what springs look like.

Quote:


Originally Posted by **John/Cue\Publik**

here's a better idea, don't go so low and spend your money on going faster





Yesterday, 06:53 AM

#5

Bake
FIA GT Champion




Drives: '08.5 CW DSG
Join Date: Jan 2011
Location: Manchester, CT
Posts: 1,023

congrats! i think you'll be pleased with both the visual and performance improvement from these springs. replace your struts further down the road to take full advantage.


Just remember, the first mod is the gateway mod. hope your wallet is ready! 😊

2008.5 GTI DSG
GIAC Stage 2, Custom TBE, P-Flo/BSH Intake, BSH TB Pipe, Forge DV, Forge CC, AWE Boost Gauge, Custom DV relocation



 QUOTE
 

Yesterday, 07:32 AM

#6

Elliott
Formula 3000 Driver




Drives: BMP 07 MT MKV GTI
Join Date: Jun 2008
Location: Scottish but live in Spain.
Posts: 3,469

meh...from thew title i was expecting a lot more than just springs. either way, congrats.


Nuespeed intake & CF engine cover.Forge short shift kit,VOvalve,Twintercooler.Miltek catbak. 3" DP.FK Silverlines.Newsouth dashpod-Boost,oil p & oil t Gauges. GIAC Remap ST2.THS full motor & transmtion mounts.Porpoise hork delete.eurojet pcv.

.My job is alloy wheel refurbishment so if anyone has any questions, ask away.
Check out my Facebook work page WheelFixItSpain.com.👍n show your support.



 QUOTE
 

Yesterday, 07:49 AM

#7

biggee72
Formula 5000 Driver




Drives: 2009 GTI DSG 4 Door
Join Date: Sep 2010
Location: New Jersey
Posts: 1,903

He's excited, leave him be.


Anyway. Don't listen to everyone about coils. Springs will work just fine. Everyone acts like coils are easily adjustable up and down like it's nothing. I don't have time for that shit and I prefer springs as well. Plus, spending too much on coils is a major waste. Not spending enough will get you in trouble down the road. Your good to go now.

Every year, the world's Golf GTI enthusiasts congregate in a field in Austria, and they talk about fuel injection and wear jumpers with "GTI" on them. Frankly I'd rather blow-torch my nipples off.

 QUOTE
 

Yesterday, 09:11 AM

#8

A1an
Hellafunctional


Drives: 07 Rabbit, 10 Tiguan S,
86 560
Join Date: Feb 2007
Location: Tampa, FL
Posts: 362

Congrats on your first upgrade. Those will ride much better than the cheap shit coilovers that the above folks said you could get for a little more.

Signature.


Yesterday, 12:52 PM #12

GriN
:D



Quote:

Originally Posted by **Cbus mkv**
enjoy installing these then buying coils months later and selling these for \$50. welcome to the club


yep. happened to me and 3 others i know.



Drives: 2009 Rabbit
Join Date: Jun 2009
Location: Montreal
Posts: 591





QUOTE





Yesterday, 02:14 PM

#13


Zoidbort
Oval Newbie





Drives: 2009 MKV GTI Revo 2 Baby!
Join Date: Nov 2012
Location: Victoria, BC Canada
Posts: 145





Quote:

Originally Posted by **biggee72** 

He's excited, leave him be.


^^^^This^^^^ 

Keep your damn rice outta ze kraut! 

Coils 4 Life 


Yeah yeah...my fenders are phuced!


QUOTE





Yesterday, 04:49 PM

#14


A1an
Hellafunctional




Drives: 07 Rabbit, 10 Tiguan S, 86 560
Join Date: Feb 2007
Location: Tampa, FL
Posts: 362



Quote:

Originally Posted by **Swiper** 


This. Happens to everyone who buys springs. Good luck on your quest. But you will save a lot of money in the future if you learn to do these things yourself.

Tapatalk because bored.

False. There are plenty of folks including myself that are content with "just springs" instead of coilovers or bags.


Signature.


QUOTE



Yesterday, 06:19 PM

#15


baseline
beeee patient ^^




Drives: GTI_UG
Join Date: Aug 2009
Location: VA
Posts: 1,154



My 1st coilover was Ksport and then 2nd ZF Sachs performance coilovers.....
Now H&R Super Sport(MK6)+ Ohlins damper are last!





OEM+ Junkie



http://www.golfmk5.com/forums/showthread.php?t=177253


Page 7 of 23

Yesterday, 08:03 PM



#16





Jekyll
Word.


Drives: Fahrenheit #977
Join Date: Oct 2011
Location: Cincy
Posts: 163

Congrats!!
I've been running "springs" for over a year and have no desire to go with coilovers or bags. On the other hand, if you haven't installed them yet, you may want to consider replacing your dampers as well at the same time for a much improved and lasting result. Your H&R will be fine with your stock dampers but they will eventually wear out. Have fun and happy modding!!


Fahrenheit #977 | DSG | APR Stg 2 | APR RSC Turbo Back | Upgraded DV | Drop-In ITG | Hawk HPS | Michelin Pilot Sport AS+ | Koni Sport Kit
Upcoming: S3 Intercooler | Front/Rear Sway bars | Wheel Spacers | Cold Air Intake | Underdrive Pulley Kit | HPFP (still considering) 🤔


Yesterday, 08:41 PM

#17

kush
sv_gravity 0



Drives: cw
Join Date: Aug 2009
Location: sfv, social
Posts: 1,170



Quote:





Originally Posted by **Cbus mkv** 
enjoy installing these then buying coils months later and selling these for \$50. welcome to the club

i never installed the first set of springs i bought, ended up selling them and getting fks.

Quote:


Originally Posted by **John/Cue\Publik** 
here's a better idea, don't go so low and spend your money on going faster





Today, 12:07 AM

#18



Muahaahaa
nip deep in pow








Drives: a fatass stocker.
Join Date: Sep 2010
Location: Denver, CO
Posts: 265

Super Sports?


I had those on my car and never had any desire to go lower. Springs are just fine. They look awesome, and paired with some decent shocks, they ride awesome too. I had Bilsteins on mine, and everyone was always impressed at how awesome the ride quality was for how 'low' they are. In for pics of them installed. ;)





Today, 02:57 AM


#19

spartanrabbit09
I heart (insertfunnyshit)




Drives: 09 UB MKV Rabbit


Quote:

Originally Posted by **Swiper** 
This. Happens to everyone who buys springs. Good luck on your quest. But you will save a lot of money in the future if you learn to do these things yourself.

Tapatalk because bored.

happened to me tooo lol

Join Date: Feb 2010
Location: CT
Posts: 1,481



Today, 03:56 AM

#20

Jdl09gti

///Quickster



Drives: 2009 MkV GTI
Join Date: Mar 2012
Location: Santa Clarita
Posts: 110

Okay sorry it took long! And yes, Thanks to all of you for your comments. Haha. I myself is very happy and content with what these springs has to offer. I'm the type of person that doesn't need to go any lower and these springs offer exactly what I wanted. Atleast no more 4x4 look. I know to a lot of you might want to go with coils but imo, I'm pretty happy with this and I don't really plan on going any lower what these springs has to offer no any higher. So I think its just the right OEM+ look.

I hope you all like "photo dumps"👍

Here are some before pictures: (Photoshoots I've done before installation)







Day of installation

Before:






After Shots:w/ a mini photoshoot:

Front



Rear

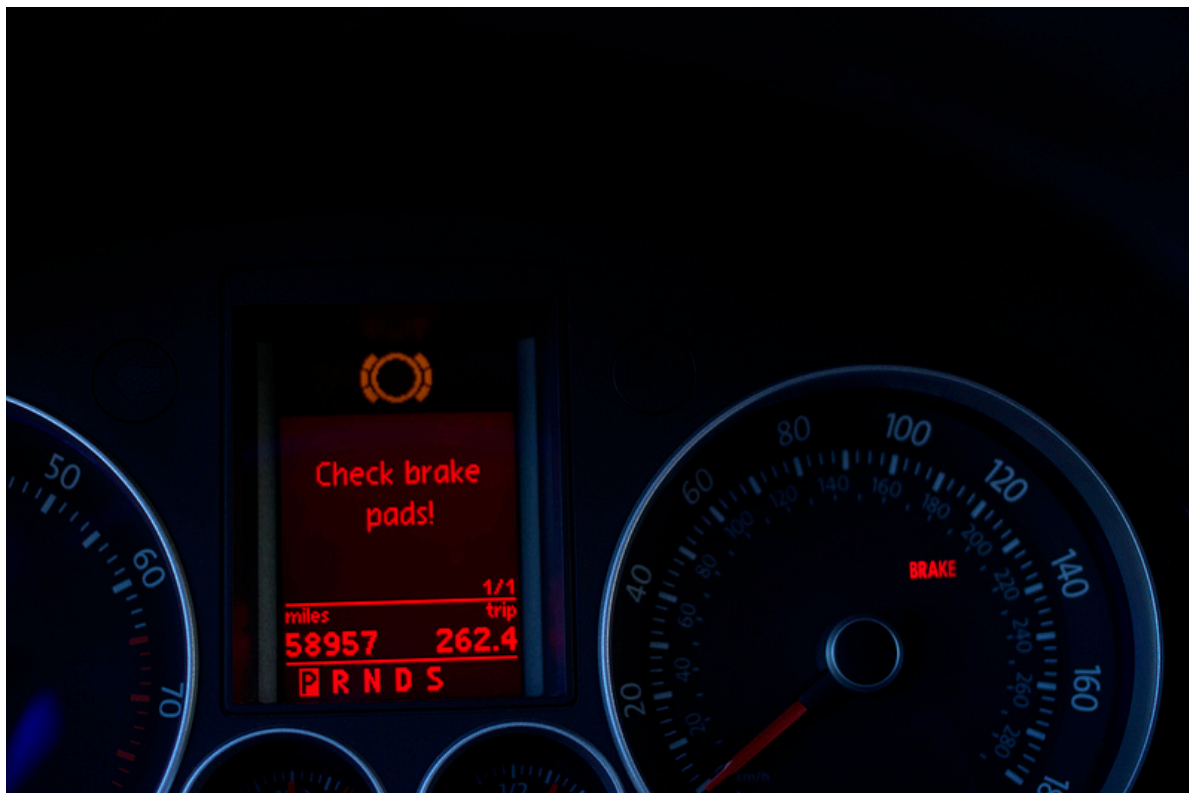









And one of the worst things that can ever happened. We accidentally broke the ABS sensor or brake pad sensor. Not sure what it was but this shows up:





Everytime I **drive**, the Brake light is turned on (this is the E-brake disengaged) and the Pad sensor icon on the MFD shows up. Everything works fine. Traction Control, ABS and all that good stuff. But this Brake light and the Check your pad thing is annoying. The mechanic will take care of everything. Good thing there is a VW/AUDI only shop across the street Hopefully this will be an easy fix...

Other than that incident, I'm really happy with the results and can't be happier on how low it is. I think its a perfect choice for me and it was great experience; minus breaking the ABS sensor/pad/speed sensors... idk. Since I'm kinda new to this whole thing, my friend pointed out that the front is a tad higher than the rear. I'm assuming the springs need time to settle?

Other wise, I'm really content with the height and new handling 🤖









QUOTE

#21

boosted.



Drives: on bags.
Join Date: Jan 2007
Location: The Great White North
Posts: 1,304



you should probably wait till the springs to take a picture as the drop will be greater. i can barely tell the difference between before and after

2.0T TSI



#22

Golfmkv's Cutest



Drives: UG GTI
Join Date: Jul 2010
Location: NS/HK
Posts: 4,089

you should probably get some new brakes



xXANCHORMONXx

Drake Fustin
 200 200 200 200 200
 Drives: 2008 GTT
 Join Date: Jan 2010
 Location: San Bruno, CA
 Posts: 2,363

lol you guys are hilarious



8===mkvgtiiii,TwentyonePSI,Falut,Rude Jr,cskm,Sterling,Jtrem,dustinwark =====D



POST REPLY

Page 1 of 2 **1** 2 >

Quick Reply



[« Previous Thread](#) | [Next Thread »](#)

Forum Jump

All times are GMT -5. The time now is 06:08 PM.

[Contact Us](#) - [VW GTI Forum](#) / [VW Rabbit Forum](#) / [VW R32 Forum](#) / [VW Golf Forum](#) - [Golfmkv.com](#) - [Archive](#) - [Top](#)

Powered by vBulletin® Version 3.8.0
Copyright ©2000 - 2013, Jelsoft Enterprises Ltd.