

VW GTI MKVI Forum / VW Golf R Forum / VW Golf MKVI Forum / VW GTI Forum - Golfmk6.com > Technical  
 Topics > In Car Entertainment, Electronics, Navigation, Phone (Audio / Video / Electronics / Etc..) > [DIY rear camera](#)

Welcome, [lateapxr](#).

You last visited: Yesterday at 10:20 PM  
 Private Messages: Unread 0, Total 89.

[reply](#)

 Page 1 of 11 [1](#) [2](#) [3](#) > [Last »](#)
[Thread Tools](#) [Search this Thread](#) [Rate Thread](#) [Display Modes](#)

06-15-2011, 02:33  
 AM

#1

Be  
 lippy!!

Autocross  
 Newbie



Drives: 07 4dr  
 GTI CW DSG/10  
 2dr GTI CW  
 mt6  
 Join Date: Jun  
 2010  
 Location:  
 Ontario  
 Posts: 85


#### DIY rear camera



Order this item from EvilBAY!!



Item was nicely packed!!



There are the only parts you need  
5K0827469AQ (the badge camera)

5M1970161AC (coaxial cable with connectors)



remove the panel, then remove the 3 nuts on the regular VW badge.  
and install the camera on the same spot, it should fits perfectly!





It's easier to run the cable on the passenger side since the driver's side has much more wires.



You will have to fish the coaxial cable thru this rubber cover!  
I know, it's not easy!



Took me the longest time to get the cable in there!!



remove this panel and fish the cable under the back seat.



this is a better pic to show how I ran my cable thur there!





in order to run the cable to the front, you need to remove this panel.




run the cable along the rocker panel (not sure if you called this rocker panel)





nicely fit the cable in.



remove the head unit and run the cable up to here.




my software version is 1000 and it works!



plug all cables to the head unit and put the head unit back in place.





plug all connectors and use cable tie and make them neat.



again cable tie them neat.





I've connected the yellow wire (which is the power signal to trigger the camera to turn on) the the positive(+) of the reverse light!

Put all panels back and you are almost done!!



whenever you put into reverse, the camera pops up automatically.



Hurray, it's done!!

The H shape yellow line is amazing!! Once you installed, you'll know what I mean.

ps: sorry I know poor English, I don't mind if someone wanna make corrections!

APR stage I, 19" gunmetal BBS CH, Rear camera! 9W7 bluetooth!

*Last edited by Be lippy!!; 06-15-2011 at 11:57 AM.*



06-15-2011, 03:07 AM

#2

### 11blueGTI

FIA World Rally Car Champion



Drives: 2012 Shadow Blue  
DSG GTI  
Join Date: Apr 2011  
Location: Alameda  
Posts: 517



Pictures without a description of what needs to be done aren't helpful. I assume you add some wires to some harnesses? What parts are needed? I am really interested in doing this once my RNS-510 comes in.

06-15-2011, 03:06 PM

#3

### 4D17HY4

Rally Car Newbie



Drives: 2011 Candy White GTI  
4dr 6spd  
Join Date: May 2011  
Location: Gilbert, AZ  
Posts: 292



Excellent! So this works only on the 510? The 310 doesn't have the feature?

'11 GTI - 4dr - 6spd - APR Stage1 - **Neuspeed** Intake - Muffler Delete/4" Magnaflow tips - NSP Mech Boost Gauge - Re-badged and **red** pinstriping all around - Yellow tinted fogs - Interlagos rear badge insert



06-15-2011, 03:15 PM

#4

### K DUB

Autocross Champion



Drives: 2011 GTI  
Join Date: Jun 2011  
Location: Brick, NJ  
Posts: 96



what happend to people just looking back nowadays

06-15-2011, 04:03 PM

#5

### xHeartcoreboyx

Formula 1 Driver



Quote:

Originally Posted by **K DUB**

*what happend to people just looking back nowadays*

You only feel how great the camera is when you drive another VW without it, the RVC makes reversing such a relaxing job along with, sometimes there are short objects that you can't see with your eyes when you are reversing in a tight spot, i never have any worries when reversing anymore, no matter how tight the area is.

| APR K04 v3.1 93oct | APR CAI | APR FMIC | APR TCU v1.5 | AEM W/M V2 | Ultimate Racing TBE |  
Neuspeed TOP&TBP | INA Oil cooler | 034 CC | Bilstein B14 | 034 Engine/Trans/Struts Mounts |



Drives: '10 CW 2DR GTI DSG  
Join Date: May 2009  
Location: Qatar  
Posts: 9,460

SuperPro ALK | Stoptech Rotors/Pads/lines | Michelin PSS | [Build thread](#) |



06-15-2011, 04:17 PM

#6

### TDR-380

Formula 2 Champion



Drives: 2.0 TDI, R  
Join Date: Jul 2009  
Location: Germany, Trier  
Posts: 7,368

Quote:

Originally Posted by **4D17HY4**   
*Excellent! So this works only on the 510? The 310 doesn't have the feature?*

Sadly no, only the RNS/RCD 510 and the RNS 310 might as well but not the RCD 310.

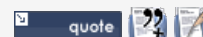
Quote:

what happend to people just looking back nowadays

I hear that, I don't have the option but I was almost run over by a driving school student trying to back out of a spot near the train station. I could have sworn he wanted to look back but the instructor told him to stare at the screen.

2009 VW Golf VI **TDI**  
2013 VW Golf VI **..R**

Soundaktor delete



06-15-2011, 07:17 PM

#7

### LittleJohnny

Formula 5000 Driver



Drives: '10 CS GTI 6MT w/  
RNS-510  
Join Date: Feb 2010  
Location: Milton  
Posts: 1,480

The yellow guide lines are indeed good, but not as good as I was expecting. On some cars, they are dynamic and change according to steering angle.

Quote:

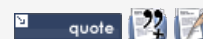
Originally Posted by **TDI110**   
*Sadly no, only the RNS/RCD 510 and the RNS 310 might as well but not the RCD 310.*

*I hear that, I don't have the option but I was almost run over by a driving school student trying to back out of a spot near the train station. I could have sworn he wanted to look back but the instructor told him to stare at the screen.*

In North America, the RCD-510 won't work either as it doesn't have the video input.

**Mods:** Footwell LEDs | 9W3 Bluetooth Upgrade | Vagcom mods | 18" Hartmann HR8-MS (Audi R8 replicas) | Rear View Camera | DieselGeek Short Shifter | 15% / 30% Tint | Magnaflow CBE | LED Tail Lights | LED License Plate Lights

**Wishlist:** Cold Air Intake | Colour Matched Side Markers



06-15-2011, 07:18 PM

#8

### Draz

Rally Car Champion



Use your mirrors?



Drives: '11 Golf TDI  
Join Date: Feb 2011  
Location: Farmington , MI  
Posts: 344



06-15-2011, 07:20 PM

#9

**LittleJohnny**

Formula 5000 Driver



Drives: '10 CS GTI 6MT w/  
RNS-510  
Join Date: Feb 2010  
Location: Milton  
Posts: 1,480



^ use your feet, not your car?

**Mods:** Footwell LEDs | 9W3 Bluetooth Upgrade | Vagcom mods | 18" Hartmann HR8-MS (Audi R8 replicas) | Rear View Camera | DieselGeek Short Shifter | 15% / 30% Tint | Magnaflow CBE | LED Tail Lights | LED License Plate Lights

**Wishlist:** Cold Air Intake | Colour Matched Side Markers



06-15-2011, 07:30 PM

#10

**Draz**

Rally Car Champion



Drives: '11 Golf TDI  
Join Date: Feb 2011  
Location: Farmington , MI  
Posts: 344



^Stay at home?



06-15-2011, 11:30 PM

#11

**LittleJohnny**

Formula 5000 Driver



Drives: '10 CS GTI 6MT w/  
RNS-510  
Join Date: Feb 2010  
Location: Milton  
Posts: 1,480



^haha! 🤪

**Mods:** Footwell LEDs | 9W3 Bluetooth Upgrade | Vagcom mods | 18" Hartmann HR8-MS (Audi R8 replicas) | Rear View Camera | DieselGeek Short Shifter | 15% / 30% Tint | Magnaflow CBE | LED Tail Lights | LED License Plate Lights

**Wishlist:** Cold Air Intake | Colour Matched Side Markers



06-21-2011, 09:13 AM

#12

**mjhubbard**

Rally Car Champion



Drives: 2011 GTI DSG  
Autobahn  
Join Date: Jun 2011

How did you tap into the backup lights. The other DIY require a harness that taps into the backuplights.

Location: Texas  
Posts: 327



06-21-2011, 03:33 PM

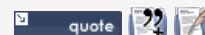
#13

**gunmetal5**

FIA GT Newbie



Drives: GTI 2010  
Join Date: Mar 2010  
Location: Los Angeles Area  
Posts: 795



nicely done. Prior to this I thought the camera always stayed out.

06-21-2011, 04:59 PM

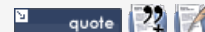
#14

**Randum**

Formula 5000 Driver



Drives: 2010 GTI, 2013 Q5  
Join Date: Feb 2010  
Location: Chicago  
Posts: 1,492



thats very cool, wish they offered that as an option in the US.

How do we check which unit we have? I assume this will not work on the non-nav units?

**Black Mk6 GTI**

[Chicago Volkswagen Organization](#)

[My GTI Build](#)

[My Portfolio](#)

06-26-2011, 05:10 PM

#15

**wutsupdoc**

Rally Car Newbie



Drives: Black 2011 4D MT  
Join Date: May 2011  
Location: Boston  
Posts: 308



Quote:

Originally Posted by **Draz**   
^Stay at home?



06-26-2011, 05:50 PM

#16

**nik**

Formula 5000 Driver



dumb question, but can you still use the VW emblem to pop the hatch like the non camera one? Or do you now have to use the fob?

2012 CSG GTI 6 spd - [//](#) [//](#) Dynaudio / Sunroof/ BBS RS861's/ neutered soundaktor/ custom mount bright a\*\* LED trunk light/ Door warning lights/ USP Delrin shifter bushings/ S3 SS/ LED Tails

**Need VAG-COM in the GTA? Shoot me a PM!**





Drives: '12 CSG 6spd GTI 4DR  
Join Date: Jun 2010  
Location: Markham, Ontario  
Posts: 1,544



06-26-2011, 05:51 PM

#17

### xHeartcoreboyx

Formula 1 Driver



Drives: '10 CW 2DR GTI DSG  
Join Date: May 2009  
Location: Qatar  
Posts: 9,460



^yes you use it like you would now.

| APR K04 v3.1 93oct | APR CAI | APR FMIC | APR TCU v1.5 | AEM W/M V2 | Ultimate Racing TBE |  
Neuspeed TOP&TBP | INA Oil cooler | 034 CC | Bilstein B14 | 034 Engine/Trans/Struts Mounts |  
SuperPro ALK | Stoptech Rotors/Pads/lines | Michelin PSS | [Build thread](#) |



06-26-2011, 11:37 PM

#18

### seedweed23

Autocross Newbie



Drives: 2011 4dr. GTI DSG  
Join Date: Jun 2011  
Location: Austin/Dallas  
Posts: 84



so this kit won't work with the 2011 RNS-310? (the one with nav)

I really think this is a cool feature and would love to order one if it works with the RNS310



06-26-2011, 11:53 PM

#19

### mjhubbard

Rally Car Champion



Drives: 2011 GTI DSG  
Autobahn  
Join Date: Jun 2011  
Location: Texas  
Posts: 327



It WILL work with the RNS 315. FYI, if you got a US GTI with Nav, you have RNS 315! the RNS 310 is the EURO unit. But it would work with that one too!

The install runs the same as for the 515. Exactly the same.




06-28-2011, 11:48 PM

#20

### icon5585

Autocross Newbie



Drives: N/A  
Join Date: May 2011  
Location: Kansas City, MO  
Posts: 76

Anybody have link to camera/cable???



reply

Page 1 of 11 **1** 2 3 > Last »

#### Tags

Edit Tags

None

### Quick Reply

Message:



Options

☐ Quote message in reply?

☒ Show your signature

Post Quick Reply

Go Advanced

<< [Previous Thread](#) | [Next Thread](#) >>

#### Posting Rules

You **may** post new threads  
You **may** post replies  
You **may** post attachments  
You **may** edit your posts

BB code is **On**  
Smilies are **On**  
[IMG] code is **On**  
HTML code is **Off**

#### Forum Jump

In Car Entertainment, Electronics, Navigation, Phone (Audio / Video / Electronics / Etc..)

Go

All times are GMT -4. The time now is 10:43 AM.

-- New 3.7

Contact Us - [VW GTI MKVI Forum](#) / [VW Golf MKVI Forum](#) / [VW Golf R Forum](#) / [VW GTI Forum](#) - [Golfmk6.com](#) - [Archive](#) - [Top](#)