

[+ Reply to Thread](#)

Results 1 to 35 of 93 [Page 1 of 3](#) [1](#) [2](#) [3](#) [Last](#)

Thread: 2012 with 'R' LED TAILS *BULB OUT ERROR FIXED!!!*****

[Thread Tools](#) [Search Thread](#) [Rate This Thread](#) [Display](#)

rockerdan [o](#)

Member

GTI

Join Date: May 21st, 2011
Location: Sanborn/Niagara, NY
Posts: 850
Vehicles: '12 GTI Autobahn, '04 Ram 4x4, '08 Harley Nightrod Special, '06 Yamaha Apex, '12 Arctic cat 1100 TURBO

☐ 2012 with 'R' LED TAILS ***BULB OUT ERROR FIXED!!!***

09-26-2011 12:58 PM

[Reply](#)

#1

First and foremost, thanks goes out to Dana@Ross-Tech who very quickly replied to me!!!

I sent her my Auto-Scan late last week, and she replied to me this morning with what to try on byte 18!!!

All works perfectly now, No Bulb out errors on dash anymore!!!!

To be clear....this is for 2012s with factory LED/DRLs who added the Euro 'R' **LED** tail lights. Also Dana had me download the latest BETA version (11.8.0) of software, get it here <http://www.ross-tech.com/vcds/download...rent.html#11.8> and install it!

Here you go...

Go into 09 - Central Electronics...we need to change byte 18. Byte 18 is currently Hex '20' from factory....the long code looks similar to this:

6F180A3A90272A04108802C170000D4448052086474D8DB0E4842024A040

Change Byte 18 to Hex '21' which would leave you with this coding:

6F180A3A90272A04108802C170000D4448052186474D8DB0E4842024A040

You must make the change in the long code itself by editing out 20 and editing in 21, you cannot do this in the 'long coding helper' window i found (im a noob on VCDS)

CAUTION!! DO NOT COPY/PASTE THIS LONG CODE AS IT MAY RUIN YOUR CAR FOREVER!

Dan

Last edited by rockerdan; 09-26-2011 at 01:41 PM.

'12 GTI Autobahn 6SPD MT

[Red Footwell lights](#) | [Rear View Camera](#) | [CIM Boost Gauge](#) | [VCDS Tweaks](#) | [EuroCupholder](#) | [SeatDrawers](#) | [Chrome Glovebox latch](#) | [CandyWhite Spoiler](#) | ['R' LED Tails](#) | [Euro HL Switch](#) | [35%-20%Tint](#) | [Hartmann HROC 19x8.5 ET47](#) | [Conti DW 225/35-19](#) | [H&R Super Sports](#)

My Mod-DIY-Build thread! | [Pics!](#)



[Reply With Quote](#) | [+](#)

f00kie [o](#)

Junior Member

Join Date: Jul 6th, 2008
Posts: 84

09-26-2011 02:33 PM

[Reply](#)

#2

Hmm thanks, will have to give this a try tonight. I'm assuming everything else is kept stock? I want my DRLs, and lights with the same intensity, etc.

Originally Posted by rockerdan

First and foremost, thanks goes out to Dana@Ross-Tech who very quickly replied to me!!!

I sent her my Auto-Scan late last week, and she replied to me this morning with what to try on byte 18!!!

All works perfectly now, No Bulb out errors on dash anymore!!!!

*To be clear....this is for 2012s with factory LED/DRLs who added the Euro 'R' **LED** tail lights. Also Dana had me download the latest BETA version (11.8.0) of software, get it here <http://www.ross-tech.com/vcds/download...rent.html#11.8> and install it!*

Here you go...

Go into 09 - Central Electronics...we need to change byte 18. Byte 18 is currently Hex '20' from factory....the long code looks similar to this:

6F180A3A90272A04108802C170000D4448052086474D8DB0E4842024A040

Change Byte 18 to Hex '21' which would leave you with this coding:

6F180A3A90272A04108802C170000D4448052186474D8DB0E4842024A040

You must make the change in the long code itself by editing out 20 and editing in 21, you cannot do this in the 'long coding helper' window i found (im a noob on VCDS)

CAUTION!! DO NOT COPY/PASTE THIS LONG CODE AS IT MAY RUIN YOUR CAR FOREVER!

Dan



[Reply With Quote](#) | [+](#)

2Dvius [o](#)

Junior Member

Join Date: May 6th, 2011
Location: YYC
Posts: 40
Vehicles: 2012 GTI CW

09-26-2011 02:55 PM

[Reply](#)

#3

Wooot!!!!

Thanks for the update Dan. I will be taking this to a meet next week and hopefully it's all good.

rockerdan

Member

GTI

Join Date: May 21st, 2011
Location: Sanborn/Niagara,NY
Posts: 850
Vehicles: '12 GTI Autobahn,'04 Ram 4x4,'08 Harley Nightrod Special,'06 Yamaha Apex,'12 Arctic cat 1100 TURBO

09-26-2011 05:02 PM Reply #4

Originally Posted by f00kie

Hmm thanks, will have to give this a try tonight. I'm assuming everything else is kept stock? I want my DRLs, and lights with the same intensity, etc.

yup just did a 50 mile drive and all is well!...

I did change several other things but i dont think anything else needs to be changed to rid bulb error.

I do have my LED/DRLs working as normal, only thing i changed with DRLs is i have them like the Audis now where when signalling that DRL goes off until signal is done blinking, ala Audi.

So far I have the following tweaks to my 2012 Autobahn...

Gauge sweep/"staging" activated
Comfort signals set to 4
Activated "cornering lights" (Each fog illuminates when turning that direction,HLS need to be on)
LED DRL will turn off when that turn signal is used(like the Audis do!)
DRL on/off option to my MFD(now i can turn them off anytime right from settings)
Sunroof/windows close VIA remote control
Teardrop wiper activated
RVC(rear view camera)activated
Fog lights will work when HI BEAMS are on
Fixed the BULB OUT ERROR after LED TAILS install
emergency brake flashing VIA brake lights(video below-not mine)
emergency brake flashing VIA turn signals(video below-not mine)

Emerg brake lights video-Daytime:
<http://www.youtube.com/watch?v=xa4HIPxhu8c>

Emerg brake lights video-Night time:
<http://www.youtube.com/watch?v=cAsVI6hW9jM>

Last edited by rockerdan; 09-26-2011 at 05:05 PM.

'12 GTI Autobahn 6SPD MT

Red Footwell lights | Rear View Camera | CIM Boost Gauge | VCDS Tweaks | EuroCupholder | SeatDrawers | Chrome Glovebox latch | CandyWhite Spoiler | 'R' LED Tails | Euro HL Switch | 35%-20%Tint | Hartmann HROC 19x8.5 ET47 | Conti DW 225/35-19 | H&R Super Sports

My Mod-DIY-Build thread! |

Reply With Quote |

Toyin

Member



Join Date: Feb 18th, 1999
Location: Needham, MA
Posts: 934
Vehicles: 2012 Golf R, Rising Blue

09-26-2011 10:36 PM Reply #5

Have you tried the coming home or leaving home functions? I tried that tonight on my 2012 and it doesn't seem to be working.

Sent from my iPad using Tapatalk

Toyin
2012 Golf R . Rising Blue

Reply With Quote |

rockerdan

Member

GTI

Join Date: May 21st, 2011
Location: Sanborn/Niagara,NY
Posts: 850
Vehicles: '12 GTI Autobahn,'04 Ram 4x4,'08 Harley Nightrod Special,'06 Yamaha Apex,'12 Arctic cat 1100 TURBO

09-26-2011 10:48 PM Reply #6

Originally Posted by Toyin

Have you tried the coming home or leaving home functions? I tried that tonight on my 2012 and it doesn't seem to be working.

Sent from my iPad using Tapatalk

I saw that in the VCDS but have no clue what this means so i did not try it!

what the heck is it?

'12 GTI Autobahn 6SPD MT

Red Footwell lights | Rear View Camera | CIM Boost Gauge | VCDS Tweaks | EuroCupholder | SeatDrawers | Chrome Glovebox latch | CandyWhite Spoiler | 'R' LED Tails | Euro HL Switch | 35%-20%Tint | Hartmann HROC 19x8.5 ET47 | Conti DW 225/35-19 | H&R Super Sports

My Mod-DIY-Build thread! |

Reply With Quote |

tonyh215

Member

09-27-2011 12:29 AM Reply #7

Originally Posted by rockerdan

“ Reply With Quote || “+

“ Reply With Quote || “

“ Reply With Quote | “

“ Reply With Quote || “

“ Reply With Quote | “

“ Reply With Quote || “

dr. pimento

Member



Join Date: Nov 22nd, 2006

Location: New York, NY

Posts: 1,534

Vehicles: 2013 Passat V6 SEL

09-27-2011 12:03 PM

Reply

#13

Originally Posted by rockerdan

Teardrop wiper activated

What's that?

Reply With Quote

rockerdan

Member



Join Date: May 21st, 2011

Location: Sanborn/Niagara,NY

Posts: 850

Vehicles: '12 GTI Autobahn,'04 Ram 4x4,'08 Harley Nightrod Special,'06 Yamaha Apex,'12 Arctic cat 1100 TURBO

09-27-2011 12:27 PM

Reply

#14

Originally Posted by dr. pimento

What's that?

Teardrop activated.....explanation here
<http://forums.vwvortex.com/showthreada...1#post73702084>

['12 GTI Autobahn 6SPD MT](#)
[Red Footwell lights](#) | [Rear View Camera](#) | [CIM Boost Gauge](#) | [VCDS Tweaks](#) | [EuroCupholder](#) | [SeatDrawers](#) | [Chrome Glovebox latch](#) | [CandyWhite Spoiler](#) | ['R' LED Tails](#) | [Euro HL Switch](#) | [35%-20%Tint](#) | [Hartmann HROC 19x8.5 ET47](#) | [Conti DW 225/35-19](#) | [H&R Super Sports](#)
[My Mod-DIY-Build thread!](#) | [Pics!](#)

Reply With Quote

toasters

Member



Join Date: Sep 17th, 2001

Location: Livermore, CA

Posts: 1,622

Vehicles: 2011 VW Golf TDI

09-27-2011 12:50 PM

Reply

#15

Originally Posted by rockerdan

Teardrop activated.....explanation here
<http://forums.vwvortex.com/showthreada...1#post73702084>

Here's how to do it:
<http://forums.vwvortex.com/showthreada...n-Front-Wipers>

Reply With Quote

rockerdan

Member



Join Date: May 21st, 2011

Location: Sanborn/Niagara,NY

Posts: 850

Vehicles: '12 GTI Autobahn,'04 Ram 4x4,'08 Harley Nightrod Special,'06 Yamaha Apex,'12 Arctic cat 1100 TURBO

09-27-2011 12:55 PM

Reply

#16

Originally Posted by toasters

Here's how to do it:
<http://forums.vwvortex.com/showthreada...n-Front-Wipers>

weird,i just found it in the central elec module ...forget which byte, but i checkmarked it there.

Dan

['12 GTI Autobahn 6SPD MT](#)
[Red Footwell lights](#) | [Rear View Camera](#) | [CIM Boost Gauge](#) | [VCDS Tweaks](#) | [EuroCupholder](#) | [SeatDrawers](#) | [Chrome Glovebox latch](#) | [CandyWhite Spoiler](#) | ['R' LED Tails](#) | [Euro HL Switch](#) | [35%-20%Tint](#) | [Hartmann HROC 19x8.5 ET47](#) | [Conti DW 225/35-19](#) | [H&R Super Sports](#)
[My Mod-DIY-Build thread!](#) | [Pics!](#)

Reply With Quote

daitran89

Junior Member

Join Date: Aug 16th, 2011

Location: Portland, OR

Posts: 43

Vehicles: 2012 GTI 4dr

09-28-2011 01:10 AM

Reply

#17

Hey Dan, does the "BULB OUT ERROR FIX" apply to 2012 VW GTI without the factory LED/DRLs by any chance?

I got the stupid halogen headlight - ____ - (i regret not getting bi xenon)

Or should i follow 2011 model ECS Tuning guide?

LED European taillights require the following coding changes, must use VCDS programing software to perform the following.

2010 model - 09 Central electrics module, enter 07 coding, change Byte 18 over to bit 04
2011 model - 09 Central electrics module, enter 07 coding, change Byte 18 over to bit 1F

Reply With Quote

toasters

Member

09-28-2011 11:01 AM

Reply

#18



Join Date: Sep 17th, 2001
Location: Livermore, CA
Posts: 1,622
Vehicles: 2011 VW Golf TDI



Originally Posted by **rockerdan**

weird,i just found it in the central elec module ...forget which byte, but i checkmarked it there.

Dan

I think that's for the rear wiper...not for the front wiper.



Reply With Quote | +

The19th

Junior Member



Join Date: Aug 7th, 2011
Location: NorCal
Posts: 71
Vehicles: 2012 Golf TDI 4D 6MT

09-28-2011 11:07 AM **Reply** #19

I was looking at the options for my **2012** last night and found teardrop wipe check boxes for both front and back. Granted, they were in different bytes, kinda spread out.



Reply With Quote | +

rockerdan

Member

GTI

Join Date: May 21st, 2011
Location: Sanborn/Niagara, NY
Posts: 850
Vehicles: '12 GTI Autobahn, '04 Ram 4x4, '08 Harley Nightrod Special, '06 Yamaha Apex, '12 Arctic cat 1100 TURBO

09-28-2011 12:30 PM **Reply** #20

Originally Posted by **toasters**

I think that's for the rear wiper...not for the front wiper.

good catch, i think you are correct....i will look at other section as you recommended.

EDIT: DID IT!

thanks!
Dan

Last edited by rockerdan; 09-28-2011 at 12:38 PM.

'12 GTI Autobahn 6SPD MT

Red Footwell lights | Rear View Camera | CIM Boost Gauge | VCDS Tweaks | EuroCupholder | SeatDrawers | Chrome Glovebox latch | CandyWhite Spoiler | 'R' LED Tails | Euro HL Switch | 35%-20%Tint | Hartmann HROC 19x8.5 ET47 | Conti DW 225/35-19 | H&R Super Sports

My Mod-DIY-Build thread! | **Pics!**



Reply With Quote | +

rockerdan

Member

GTI

Join Date: May 21st, 2011
Location: Sanborn/Niagara, NY
Posts: 850
Vehicles: '12 GTI Autobahn, '04 Ram 4x4, '08 Harley Nightrod Special, '06 Yamaha Apex, '12 Arctic cat 1100 TURBO

09-28-2011 12:40 PM **Reply** #21

Originally Posted by **The19th**

*I was looking at the options for my **2012** last night and found teardrop wipe check boxes for both front and back. Granted, they were in different bytes, kinda spread out.*

i did not concentrate on if there was a front and rear teardrop separately....if you happen to go back in there maybe you can recall which byte each is located.

thanks!

'12 GTI Autobahn 6SPD MT

Red Footwell lights | Rear View Camera | CIM Boost Gauge | VCDS Tweaks | EuroCupholder | SeatDrawers | Chrome Glovebox latch | CandyWhite Spoiler | 'R' LED Tails | Euro HL Switch | 35%-20%Tint | Hartmann HROC 19x8.5 ET47 | Conti DW 225/35-19 | H&R Super Sports

My Mod-DIY-Build thread! | **Pics!**



Reply With Quote | +

rockerdan

Member

GTI

Join Date: May 21st, 2011
Location: Sanborn/Niagara, NY
Posts: 850
Vehicles: '12 GTI Autobahn, '04 Ram 4x4, '08 Harley Nightrod Special, '06 Yamaha Apex, '12 Arctic cat 1100 TURBO

09-28-2011 12:42 PM **Reply** #22

Originally Posted by **daitran89**

*Hey Dan, does the "BULB OUT ERROR FIX" apply to **2012** VW GTI without the factory LED/DRLs by any chance?*

I got the stupid halogen headlight - ____ - (i regret not getting bi xenon)

Or should i follow 2011 model ECS Tuning guide?

LED European taillights require the following coding changes, must use VCDS programing software to perform the following.

2010 model - 09 Central electrics module, enter 07 coding, change Byte 18 over to bit 04

2011 model - 09 Central electrics module, enter 07 coding, change Byte 18 over to bit 1F

DO NOT FOLLOW previous byte 18 instructions on a 2012!

If you have a 2012 , and have added the REAR "R" EURO LED TAILLIGHTS....you will get a bulb out error.

you will need to do the byte 18 fix as i posted above. I dont think it has anything to do with whether you have LED DRLs or not.

when you follow my steps, please post up if it worked for your car.

Dan

Last edited by rockerdan; 09-28-2011 at 12:47 PM.

'12 GTI Autobahn GSPD MT

Red Footwell lights | Rear View Camera | CIM Boost Gauge | VCDS Tweaks | EuroCupholder | SeatDrawers | Chrome Glovebox latch | CandyWhite Spoiler | 'R' LED Tails | Euro HL Switch | 35%-20%Tint | Hartmann HROC 19x8.5 ET47 | Conti DW 225/35-19 | H&R Super Sports

My Mod-DIY-Build thread! | [Pics!](#)

[Reply With Quote](#) | [Pics!](#)

Toyin

Member



Join Date: Feb 18th, 1999
Location: Needham, MA
Posts: 934
Vehicles: 2012 Golf R, Rising Blue

09-28-2011 01:43 PM [Reply](#) #23

Originally Posted by **rockerdan**

i did not concentrate on if there was a front and rear teardrop separately....if you happen to go back in there maybe you can recall which byte each is located.

thanks!

Rear tear drop is under Byte 21.

Front tear drop is located elsewhere. Check out this thread: <http://forums.vwvortex.com/showthreada...n-Front-Wipers>

Only works if you are moving

Toyin

2012 Golf R . Rising Blue

[Reply With Quote](#) | [Pics!](#)

Toyin

Member



Join Date: Feb 18th, 1999
Location: Needham, MA
Posts: 934
Vehicles: 2012 Golf R, Rising Blue

09-28-2011 01:46 PM [Reply](#) #24

Originally Posted by **tonyh215**

I'm not sure how it works with the standard light switch. I would assume if you enable it through VAGCOM that it would work with the standard light switch as you're describing though, it doesn't seem like the "Auto" position would be necessary since you're manually triggering the lights to be on.

I have a euro headlight switch for automatic headlights that I pulled from my mkv R32 when it was totaled, next time I can get a hold of a VAGCOM I can test it out.

It's not working with the standard light switch, probably because there's no way for the lights to go on and off without manually moving the switch. I didn't really have any interest in this until I saw this video. Coming/Leaving Home with just the fog lights.



Toyin


2012 Golf R . Rising Blue

[Reply With Quote](#) | [Pics!](#)

tonyh215

09-28-2011 02:16 PM [Reply](#) #25

Member



Join Date: Jan 20th, 2008
Location: Northern VA
Posts: 1,444
Vehicles: 2002 Porsche 911 Turbo

Originally Posted by **Toyin**

It's not working with the standard light switch, probably because there's no way for the lights to go on and off without manually moving the switch. I didn't really have any interest in this until I saw this video. Coming/Leaving Home with just the fog lights.


Ah bummer, I suppose this just won't work then without the rain/light sensor+auto headlight switch.



Reply With Quote |

Toyin

Member



Join Date: Feb 18th, 1999
Location: Needham, MA
Posts: 934
Vehicles: 2012 Golf R, Rising Blue

09-29-2011 12:02 PM **Reply** #26

Originally Posted by **tonyh215**

Ah bummer, I suppose this just won't work then without the rain/light sensor+auto headlight switch.

Okay. I got the coming home feature to work. Very cool. After I turn off the car I flash the lights once. When I open the door, the fog lights and LEDs stay on for 30 seconds (you can chose in the MFD the duration).

I'm still researching this, but seems leaving home (lights turning on when unlocking the car), requires at least the Auto switch, and probably the RLS as well 😞


Toyin
2012 Golf R . Rising Blue



Reply With Quote |

tonyh215

Member



Join Date: Jan 20th, 2008
Location: Northern VA
Posts: 1,444
Vehicles: 2002 Porsche 911 Turbo

09-29-2011 12:17 PM **Reply** #27

Originally Posted by **Toyin**

Okay. I got the coming home feature to work. Very cool. After I turn off the car I flash the lights once. When I open the door, the fog lights and LEDs stay on for 30 seconds (you can chose in the MFD the duration).

I'm still researching this, but seems leaving home (lights turning on when unlocking the car), requires at least the Auto switch, and probably the RLS as well 😞


Ah nice research! Now figure out how to run fogs/LEDs/parking lights with the Euro switch for me haha. I'm guessing that a trigger wire will still need to be run.



Reply With Quote |

rockerdan

Member



Join Date: May 21st, 2011
Location: Sanborn/Niagara,NY
Posts: 850
Vehicles: '12 GTI Autobahn,'04 Ram 4x4,'08 Harley Nightrod Special,'06 Yamaha Apex,'12 Arctic cat 1100 TURBO

09-29-2011 12:25 PM **Reply** #28

Originally Posted by **tonyh215**

Ah nice research! Now figure out how to run fogs/LEDs/parking lights with the Euro switch for me haha. I'm guessing that a trigger wire will still need to be run.

ill be adding a euro switch this weekend with trigger wire for parking lights. I know you could have fogs as DRLs but not both fogs and leds drls together. Fogs thru the Pullout HL switch movement should work fine with LED/DRLs,parking and fogs no problem....And all with the awesome **LED tails!** woohooo....

ill post up when done!

'12 GTI Autobahn 6SPD MT
[Red Footwell lights](#) | [Rear View Camera](#) | [CIM Boost Gauge](#) | [VCDS Tweaks](#) | [EuroCupholder](#) | [SeatDrawers](#) | [Chrome Glovebox latch](#) | [CandyWhite Spoiler](#) | ['R' LED Tails](#) | [Euro HL Switch](#) | [35%-20%Tint](#) | [Hartmann HROC 19x8.5 ET47](#) | [Conti DW 225/35-19](#) | [H&R Super Sports](#)
My Mod-DIY-Build thread! | **Pics!**



Reply With Quote |

rockerdan

Member



Join Date: May 21st, 2011
Location: Sanborn/Niagara,NY
Posts: 850
Vehicles: '12 GTI Autobahn,'04 Ram 4x4,'08 Harley Nightrod Special,'06 Yamaha Apex,'12 Arctic cat 1100 TURBO

09-29-2011 01:40 PM **Reply** #29

Originally Posted by **Toyin**

Okay. I got the coming home feature to work. Very cool. After I turn off the car I flash the lights once. When I open the door, the fog lights and LEDs stay on for 30 seconds (you can chose in the MFD the duration).

I'm still researching this, but seems leaving home (lights turning on when unlocking the car), requires at least the Auto switch, and probably the RLS as well 😞

"Coming Home".....Man i love this, just did it too! thanks!

the thing i like best is, you can walk over,open door and flick the Hi beam once and then your fogs and **tails** and **LED** DRLs all come on! and they will stay on as long as door is open, then the countdown timer start once door is shut. You will have a new setting on your MFD called 'coming home' I set mine to 30 seconds after door shuts. NICE!

Here is the coding.....

09-cent electronics

byte 12- bit 2 checkmark, bit 0 unchecked

This image or video is currently unavailable.

這張相片目前不可用。

Dieses Foto ist gegenwärtig nicht verfügbar.

Esta foto no está disponible por el momento.

Cette photo n'est actuellement pas disponible.

이 사진을 현재 사용할 수 없습니다.

La foto non è attualmente disponibile.

Esta foto não está disponível no momento.



VCDS2 by [rockerdaniel](#), on Flickr

byte 17- bit 3 checked & bit 5 checked

This image or video is currently unavailable.

這張相片目前不可用。

Dieses Foto ist gegenwärtig nicht verfügbar.

Esta foto no está disponible por el momento.

Cette photo n'est actuellement pas disponible.

이 사진을 현재 사용할 수 없습니다.

La foto non è attualmente disponibile.

Esta foto não está disponível no momento.



VCDS1 by [rockerdaniel](#), on Flickr

Last edited by rockerdan; 09-29-2011 at 01:49 PM.

'12 GTI Autobahn GSPD MT

Red Footwell lights | Rear View Camera | CIM Boost Gauge | VCDS Tweaks | EuroCupholder | SeatDrawers | Chrome Glovebox latch | CandyWhite Spoiler | 'R' LED Tails | Euro HL Switch | 35%-20%Tint | Hartmann HROC 19x8.5 ET47 | Conti DW 225/35-19 | H&R Super Sports

My Mod-DIY-Build thread! | [Pics!](#)



[Reply With Quote](#) | [Pics!](#)

tonyh215

Member



Join Date: Jan 20th, 2008
Location: Northern VA
Posts: 1,444
Vehicles: 2002 Porsche 911 Turbo

09-29-2011 02:16 PM [Reply](#) #30

Originally Posted by **rockerdan**

*ill be adding a euro switch this weekend with trigger wire for parking lights. I know you could have fogs as DRLs but not both fogs and leds drls together. Fogs thru the Pullout HL switch movement should work fine with LED/DRLs,parking and fogs no problem....And all with the awesome **LED tails!** woohooo....*

ill post up when done!

Sounds good!



[Reply With Quote](#) | [Pics!](#)

KanDyWyTe

Junior Member

GTI

Join Date: Nov 23rd, 2009
Location: Fort Lauderdale, FL
Posts: 85
Vehicles: 2010 MKVI 5-Door GTI
SOLD / 2012 Autobahn GTI w/ DSG



11-16-2011 06:17 PM [Reply](#) #31

Hey Dan, sorry to bring this thread up from the dead, but could you show all your windows on VCDS? I cant seem to get the windows down function via remote operableon my **2012** AB (same car as yours) and I don't want to eff anything up! 😊 I think it may be different that the other VAG helpers because we have the KESSY system.



moveingfaster

Member

Join Date: Oct 3rd, 2006
Posts: 320
Vehicles: 2012 Golf TDI



12-04-2011 02:05 PM [Reply](#) #32

Originally Posted by **rockerdan**

yup just did a 50 mile drive and all is well!...

I did change several other things but i dont think anything else needs to be changed to rid bulb error.

I do have my LED/DRLs working as normal, only thing i changed with DRLs is i have them like the Audis now where when signalling that DRL goes off until signal is done blinking, ala Audi.

So far I have the following tweaks to my 2012 Autobahn...

Gauge sweep/"staging" activated

Comfort signals set to 4

Activated "cornering lights" (Each fog illuminates when turning that direction,HLs need to be on)

LED DRL will turn off when that turn signal is used(like the Audis do!)

DRL on/off option to my MFD(now i can turn them off anytime right from settings)

Sunroof/windows close VIA remote control

Teardrop wiper activated

RVC(rear view camera)activated

Fog lights will work when HI BEAMS are on

Fixed the BULB OUT ERROR after LED TAILS install

emergency brake flashing VIA brake lights(video below-not mine)

emergency brake flashing VIA turn signals(video below-not mine)

Emerg brake lights video-Daytime:

<http://www.youtube.com/watch?v=xa4HIPxhu8c>

Emerg brake lights video-Night time:

<http://www.youtube.com/watch?v=cAsVI6hW9jM>

Hello,

I wanted to ask you what coding is needed for do the things you listed?

I would like to have mine do, Comfort signals set to 4, LED DRL will turn off when that turn signal is used like Audi and DRL on/off option to my MFD(now i can turn them off anytime right from settings)

any help would be great!

thanks!



Yomogi

n00b



Join Date: Dec 9th, 2011
Location: Dallas, TX
Posts: 3
Vehicles: 2012 GTI Autobahn

☐ Bulb out error fixed confirmation!

12-09-2011 06:30 PM [Reply](#) #33

Just wanted to confirm that changing byte 18 to 21 worked for me and got rid of the error!

I have the 2012 GTI Autobahn with the LED DRLs.

I got a tech from my dealership to actually do the coding and we changed byte 18 to 21 and it worked! Only took like 5 minutes to do!

Thanks Dan for the helpful info!!!

2012 Golf MKVI GTI Autobahn MT
-Golf R LED Tail Lights



hussdog426

Member



Join Date: Nov 20th, 2011
Location: North Jersey
Posts: 9,646
Vehicles: '12 GTI '14 Jetta

12-09-2011 06:45 PM [Reply](#) #34

will this work with the 2010 gti's as well

Originally Posted by **johnnyR32**

IMO the best place for mounting a euro plate is in the trash.



intoflatlines

Member



12-09-2011 07:04 PM [Reply](#) #35

..

Join Date:

Jun 26th, 2008

Location:

Chicagoland

Posts:

2,173

Vehicles:

Z4 M Roadster

Last edited by intoflatlines; 12-09-2011 at 07:08 PM.

Why you shouldn't use HID's in halogen reflectors



Reply With Quote |

+ Reply to Thread

Page 1 of 3

1

2

3

Last

Quick Navigation

Golf/GTI VI

Top

[« Previous Thread](#) | [Next Thread »](#)

[Home](#) [Forum](#) [VW Model-Specific Forums](#) [Golf/GTI VI](#) [2012 with 'R' LED TAILS ***BULB OUT ERROR FIXED!!!***](#)

Posting Permissions

You may post new threads

You may post replies

You may not post attachments

You may edit your posts

BB code is On

Smilies are On

[IMG] code is On

[VIDEO] code is On

HTML code is On

Forum Rules